






Kajeet SmartBus™ Installed Router Driver Guide



TIP: The router powers on automatically with the bus ignition system. No action required.

Router LED Light Explanation

-  **Power:** Green = Powered on
-  **Wi-Fi:** Green = On and operating normally
-  **GPS:** Blue = GPS locator is on
-  **Modem:** Solid Green = Active connection
-  **Signal Strength:** Blue = 4 solid bars is the strongest signal

Router IMEI: _____

How Students Connect to Wi-Fi:

SSID: _____

Password: _____

If a student cannot connect, have them try again after 5 minutes.

If all students cannot connect, double check that the modem LED light is solid green.

Still not solid green? Unplug the router for 30 seconds, plug back in, and wait 3 minutes before testing again.

For device support contact your Transportation Director or IT department, or visit kajeet.com/status.



www.kajeet.com